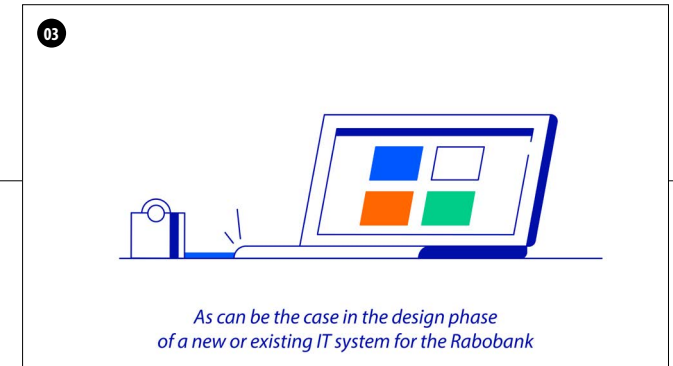




▶ Intro title comes into view



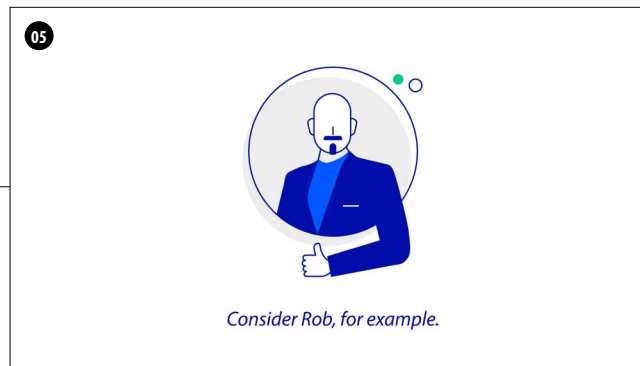
▶ From the left a coffeecup comes into the screen and trips over half way...



▶ Spilling the coffee on the laptop that comes in from the right side of the screen and..



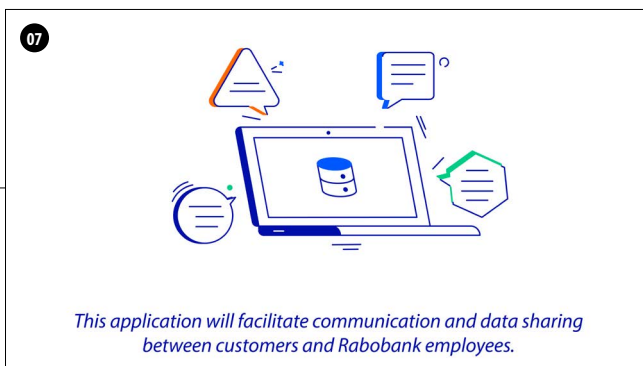
▶ ...causes a huge explosion!



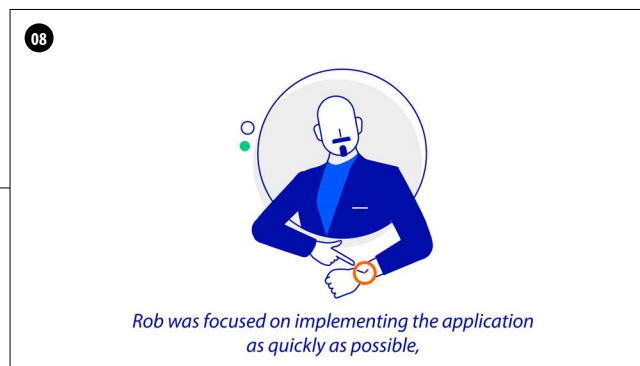
▶ The camera moves up and we see a man in the screen giving us a thumbs up.




▶ The man points to the left where a laptop comes into view. A celebrative popper comes behind it.



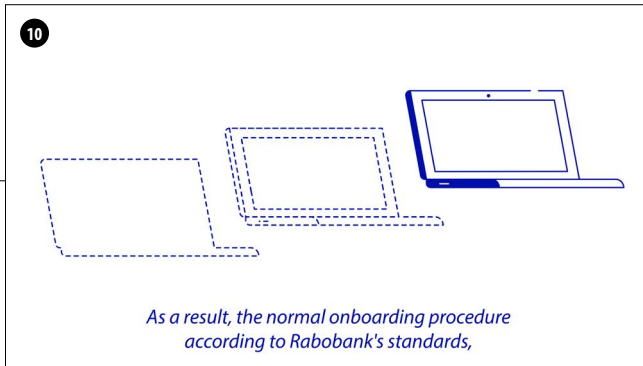
▶ The laptop comes to the middle of the screen and multiple talking clouds appear around the laptop.




▶ Rob comes back into frame and taps his watch



▶ From the left Kate appears into the screen and sweat is dropping of her face.




- ▶ A blueprint of the laptop comes into screen from left to right.



- ▶ For every stage we see warnings.



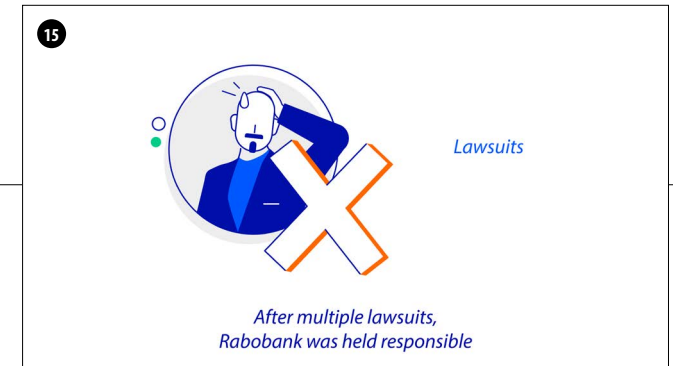
- ▶ We zoom in on the laptop and multiple orange lines appear next to the screen.



- ▶ A hacker shows up in the computer.



- ▶ The messages and data from clients surround the hacker.



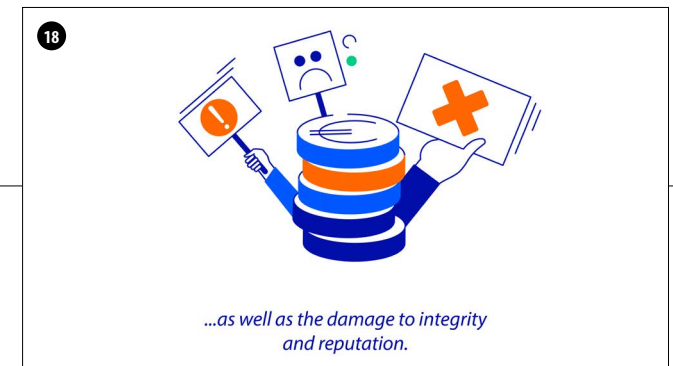
- ▶ We see Rob on the screen and a red cross and the word "lawsuits" shows up



- ▶ The circle that Rob is in flips upside down and turns into a coin being flipped in the air. The red cross is there...



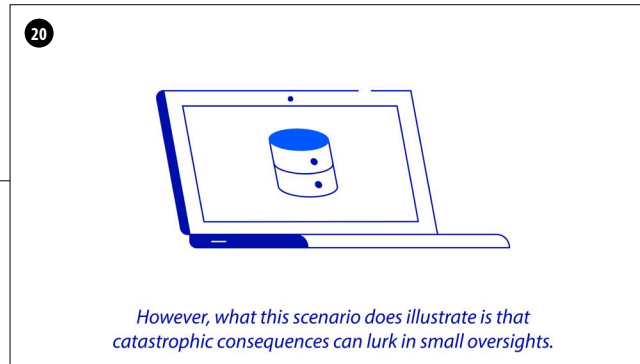
- ▶ The coin falls on a stack of coins.



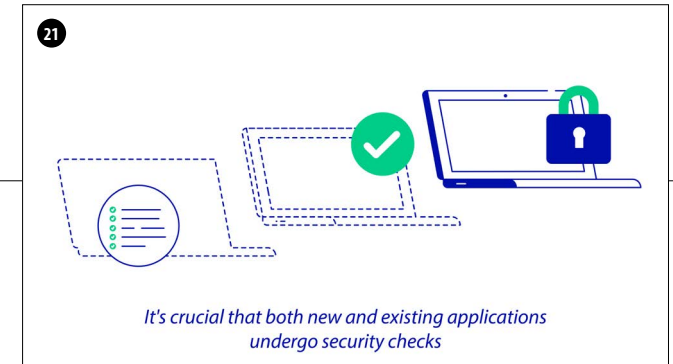
- ▶ Multiple protestsigns show up behind the stack of coins.



- ▶ For a moment we see Rob and Kate before they disappear



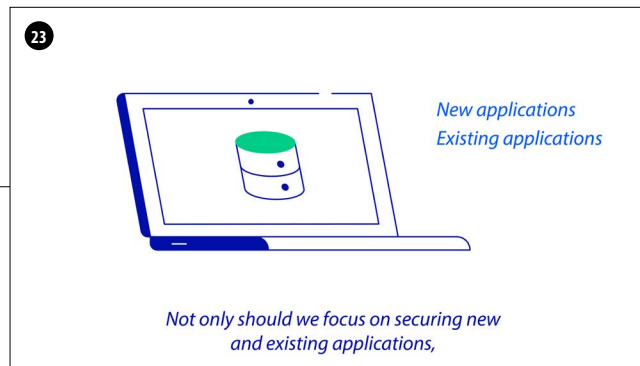
- ▶ We see the laptop come into the screen



- ▶ We see the blueprint for the laptop but this times all the security checks are green.



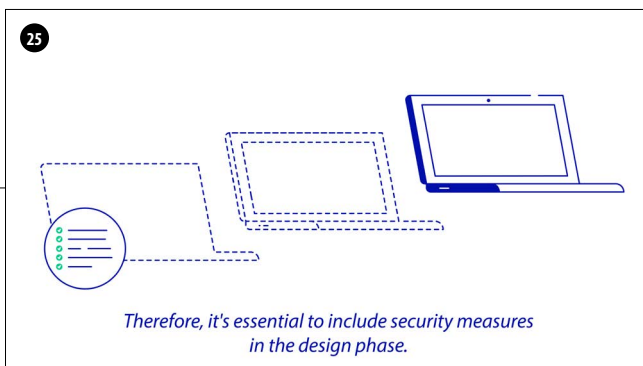
- ▶ The laptop zooms into the screen with green checks next to the laptop.



- ▶ The words "New applications" and "Existing applications" show up in the screen.



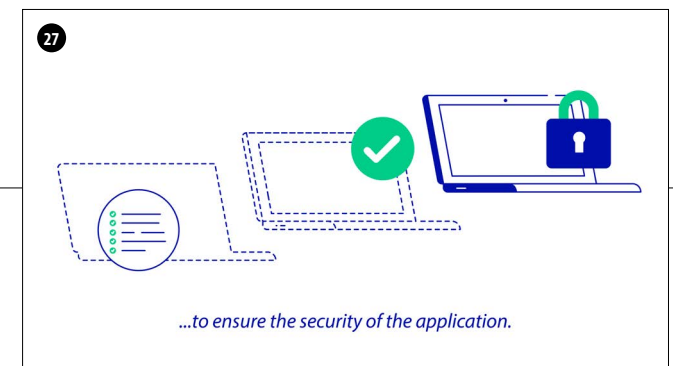
- ▶ The summary moves to the left and Rob shows up while pointing to the added points.



- ▶ We see the blueprint



- ▶ Getting checks



- ▶ and the final security measurement.


28



*In this way, we continue to safeguard our customers*

▶ We zoom in on the laptop with a green database.

29



*...and uphold the integrity of the bank.*

▶ Rob gives us the thumbs up

30

*Security Champ*

*For more information on data security, visit Security Champ.*

▶ We see Security Champ on the screen

31



▶ The Rabobank logo appears on screen